

Palladium Charcoal-Catalyzed Suzuki-Miyaura Coupling and Iridium-Catalyzed Aromatic C-H Borylation

Koei Chemical Co., Ltd.
Research Laboratory
Mayumi NISHIDA
Functional Products Development Project
Tsuyoshi TAGATA

We report here on the “Palladium Charcoal-Catalyzed Suzuki-Miyaura Coupling and Iridium-Catalyzed Aromatic C-H Borylation.” In the Pd/C-catalyzed Suzuki-Miyaura coupling, we found that the combination of non-prereduced Pd/C and a phosphine ligand, such as PPh₃, was essential for the reaction of halopyridines and haloquinolines. In the catalytic C-H borylation of arenes, we found that 2,6-diisopropyl-*N*-(2-pyridylmethylene) aniline acted as a good ligand. The bulkiness around the imine moiety was important for obtaining the products in high yields.

This paper is translated from R&D Report, “SUMITOMO KAGAKU”, vol. 2005-II.

Introduction

Suzuki-Miyaura coupling¹⁾, which involves the cross-coupling of organic halides and organic boron compounds, is a powerful synthetic tool for carbon-carbon bond formation. This reaction has often been used to obtain biaryl compounds, which are widely used in various industries (Fig. 1).

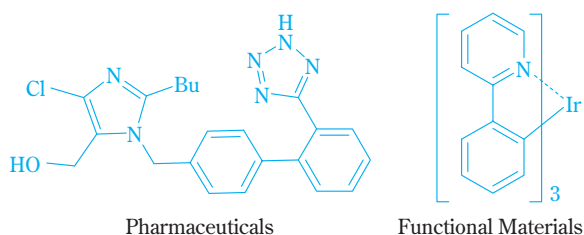


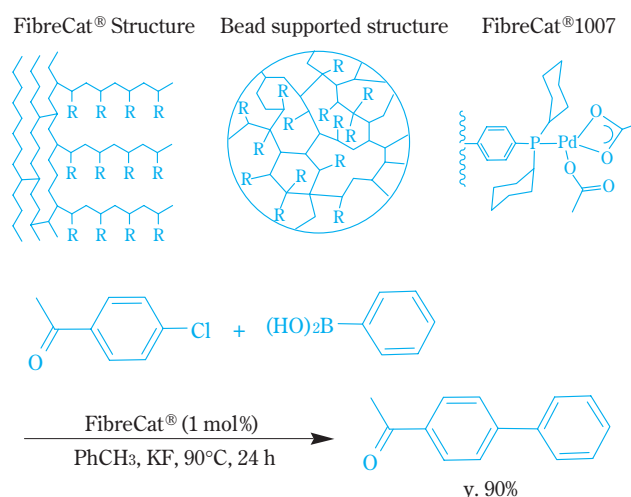
Fig. 1 Compounds Including a Biaryl Skeleton

Palladium Charcoal-Catalyzed Suzuki-Miyaura Coupling

1. Suzuki-Miyaura Coupling Using a Heterogeneous Catalyst

Several examples of Suzuki-Miyaura coupling using homogeneous catalysts have been reported. However, many recent studies have focused on heterogeneous catalysts because of the ease of recovering the catalyst.²⁾

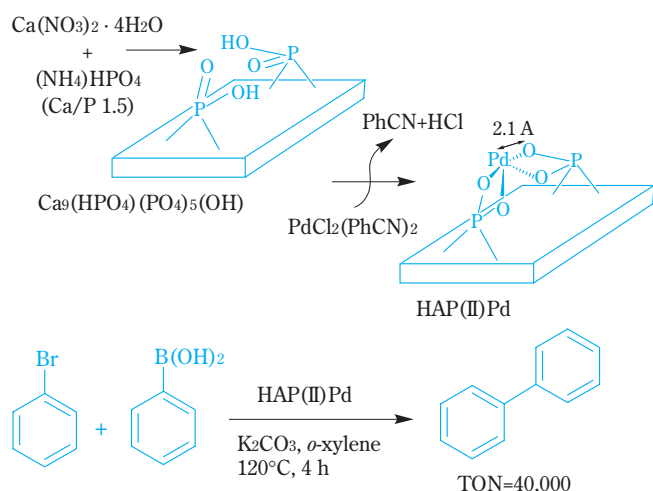
The heterogeneous catalysts shown in **Scheme 1** are fiber-supported palladium catalysts that are available commercially from Johnson Matthey. Compared with conventional polymer bead-supported catalysts, these catalysts can be easily removed by filtration. In addition, a substrate can easily approach the reaction site (R). In particular, FibreCat 1007[®] promotes the reaction of low-reactive arylchlorides to give the desired products in high yields.



Scheme 1

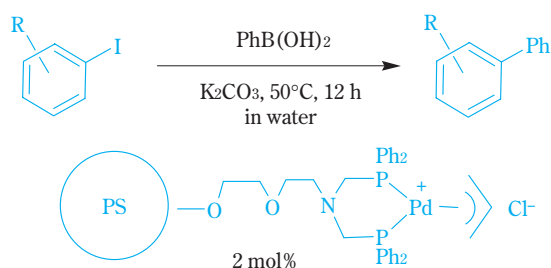
Scheme 2 shows the hydroxyapatite-supported palladium catalyst developed by Kaneda et al.³⁾ Hydroxyapatite is a main component of hard tissues in the body,

such as bones and teeth, and has ion-exchange and ion-absorption capabilities. When calcium nitrate and ammonium hydrogenphosphate were mixed in the ratio of 1:1.5, hydroxyapatite with the composition $\text{Ca}_9(\text{HPO}_4)(\text{PO}_4)_5(\text{OH})$ was produced. This hydroxyapatite reacts with bis (benzonitrile) dichloro palladium to produce a catalyst with palladium phosphate as a partial structure. This catalyst is effective for the Heck reaction and Suzuki-Miyaura coupling. When bromobenzene was used as a substrate in Suzuki-Miyaura coupling, TON reached 40,000. The catalyst could be reused without being deactivated.



Scheme 2

Uozumi et al. have developed an amphiphilic polystyrene-supported Pd catalyst⁴⁾ (Scheme 3). The coupling reaction of iodobenzene takes place quantitatively with this catalyst in an aqueous solution. The catalyst can be recovered by filtration and reused three times without any loss of activity.



Scheme 3

2. Industrial Advantages of Palladium Charcoal-Catalyzed Suzuki-Miyaura Coupling

Among these heterogeneous catalysts, Pd/C was the

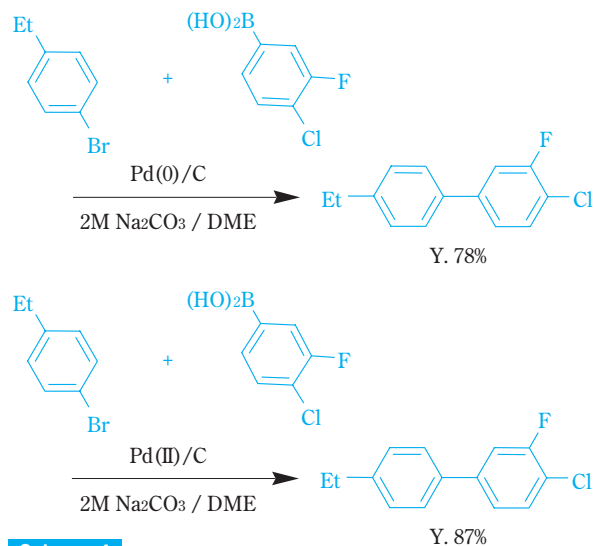
most attractive catalyst for the industrial application of Suzuki-Miyaura coupling. These are the main industrial advantages of Pd/C. (1) Pd/C-containing water is commercially available and can be handled safely. (2) Pd/C can be easily removed from the reaction mixture by simple filtration. (3) There is an established method for recycling the recovered Pd/C as palladium metal. (4) The processing costs are lower than with homogeneous systems.

There are two types of Pd/C, which differ with regard to the degree of the reduction of palladium. The first type, Pd(0)/C, has a high degree of palladium reduction [mainly Pd(0)]. The second type, Pd(II)/C, has a low degree of palladium reduction [mainly Pd(II)].

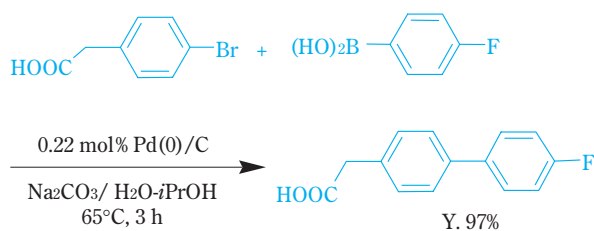
3. Example of Palladium (0) Charcoal-Catalyzed Suzuki-Miyaura Coupling

In 1994, Buchecker first reported the synthesis of biaryl compounds using Suzuki-Miyaura coupling catalyzed by Pd(0)/C⁵⁾. A solution of a phenylhalide and a phenylboronic acid in aqueous DME (dimethoxyethane) was heated in the presence of Pd(0)/C (4.5 mol%) with PPh_3 (18 mol%) and sodium carbonate (3 eq.). Under these conditions, aryl triflate coupled in good yield. Furthermore, when aryl bromides were used as the substrate, the reaction took place even without the addition of PPh_3 , using either Pd(0)/C or Pd(II)/C as the catalyst (Scheme 4).

In 1997, Gala et al. produced 4'-fluorobiphenylacetic acid in a batch reaction on a kilogram-scale using Pd(0)/C-catalyzed Suzuki-Miyaura coupling⁶⁾ (Scheme 5).

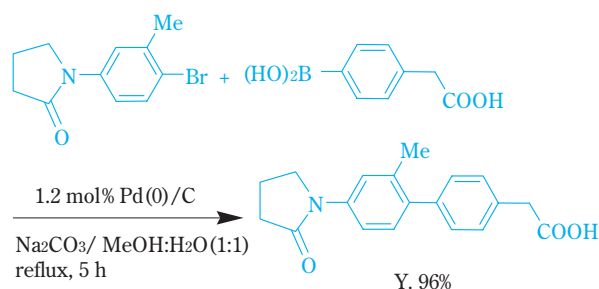


Scheme 4



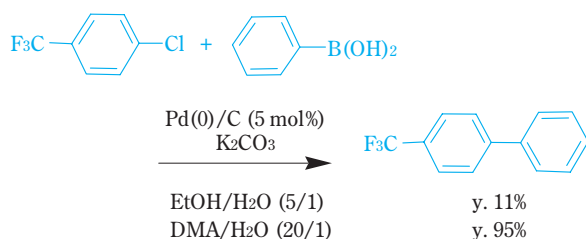
Scheme 5

In addition, Ennis et al. also used these conditions to produce a drug used for the treatment of depression in a batch reaction on a kilogram-scale in 1999⁷⁾ (Scheme 6). Type 58 [Pd(0)/C] from Johnson Matthey was used as a catalyst. It was reported that selection of the solvent was important in this reaction. Although the reaction was accomplished in five hours in methanol-water (1:1), it started, but did not go to completion in ethanol-water, regardless of the solvent ratio. In addition, the reaction does not proceed in DME-water (1:1).



Scheme 6

Another example of the solvent effect in the coupling of 4-trifluoromethylphenyl chloride and phenyl boronic acid was reported by Sun et al. in 2001⁸⁾ (Scheme 7). When the reaction was carried out in aqueous ethanol, the yield was only 11%. However, when it was carried out in aqueous dimethylacetamide (DMA), the yield was improved to 95%. In this reaction, the reaction was restarted by the addition of PPh₃.

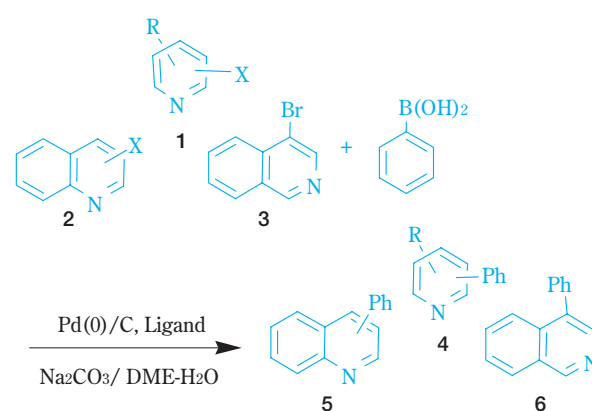


Scheme 7

4. Work at Koei Chemical Co., Ltd.

Based on the Buchecker's conditions, halopyridines and haloquinolines were reacted with phenyl boronic acid (1.5 eq.). Under these conditions, the reaction either did not start or did not go to completion (Table 1). However, when PPh₃ was added, the reaction took place with good yield even with the substrates described above (Table 1). In contrast to the reactions of phenylhalides reported previously, phosphine ligands are essential for the reactions of halopyridines and haloquinolines.

Table 1 Pd/C-Catalyzed Suzuki-Miyaura Coupling of Halopyridines or Haloquinolines



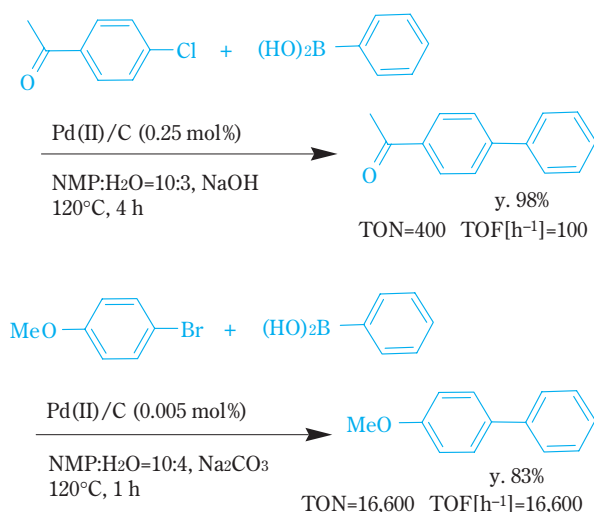
Run	Substrate	Ligand	Product	Yield(%) ^{a)}
1	1a: X=2-Br, R=H	none	4a: Y=2-Ph, R=H	21
		PPh ₃		85
2	1b: X=3-Br, R=H	none	4b: Y=3-Ph, R=H	54
		PPh ₃		90
3	1c: X=4-Br, R=H ^{b)}	none	4c: Y=4-Ph, R=H	55
		PPh ₃		60
4	1d: X=2-Cl, R=3-NO ₂	none	4d: Y=2-Ph, R=3-NO ₂	49
		PPh ₃		94
5	1e: X=2-Cl, R=5-CN	none	4e: Y=2-Ph, R=5-CN	34
		PPh ₃		90
6	1f: X=2-Cl, R=5-NO ₂	none	4f: Y=2-Ph, R=5-NO ₂	24
		PPh ₃		85
7	1g: X=2-Cl, R=H	none	4a: Y=2-Ph, R=H	No reaction
		PPh ₃		82
8	1h: X=2-Cl, R=3-CN	none	4g: Y=2-Ph, R=3-CN	16
		PPh ₃		quant.
9	1i: X=2-Cl, R=5-CF ₃	none	4h: Y=2-Ph, R=3-CF ₃	30
		PPh ₃		85
10	2a: X=2-Cl	None	5a: Y=2-Ph	No reaction
		PPh ₃		91
11	2b: X=3-Br	none	5b: Y=3-Ph	No reaction
		PPh ₃		82
12	3	none	6	36
		PPh ₃		72

a) Isolated yield.

b) 4-Bromopyridinium hydrochloride was used as a starting material.

5. Examples of Reactions in the Presence of Palladium (II)-Charcoal

In 2002, Köhler reported that the reactive palladium charcoal for Suzuki-Miyaura coupling was characterized by a high Pd dispersion (for example greater than 50%), a low degree of Pd reduction [mainly Pd(II)], and a high water content (greater than 50%). This describes Pd(II)/C (Scheme 8).



Scheme 8

In fact, with Pd(II)/C, 4-acetylphenylchlorides, which are commonly less reactive than phenylbromides successfully coupled with phenylboronic acid without PPh₃. The reaction was carried out in NMP (*N*-methyl-2-pyrrolidone)-water in the presence of sodium hydroxide at 120°C in four hours to give the biaryl product in a yield of 98%. Only 0.25 mol% of the catalyst was needed. In the case of bromoanisole, sodium carbonate was used as a base, to prevent dehalogenation. After one hour, the coupling product was obtained in an 83% conversion with a yield of 83%, and TOF [h⁻¹] reached 16,600.

6. Work at Koei Chemical Co., Ltd.

With Pd (II)/C (Degussa), 2-chloropyridines with an electron-donating group were used in this reaction in the presence of PPh₃. As described above, when Pd(0)/C was used in the reaction of 2-chloro-6-methoxypyridine and 3-amino-2-chloropyridine, the yields were 25% and 19%, respectively. When Pd (II)/C was used in these reactions, the yield was significantly increased to 90% and 97%, respectively⁹ (Table 2). Based on these results, it is clear that even in halopyridine reactions, the reactivity of Pd(II)/C is greater than

Table 2 Coupling with Pd(II)/C

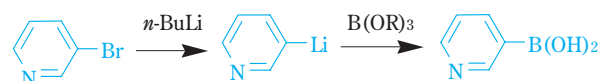
Run	Substrate	Product	Pd/C	Yield(%) ^a
1	1j: X=2-Cl, R=6-OMe	4i: X=2-Ph, R=6-OMe	Pd(0)/C	25
2	1j: X=2-Cl, R=6-OMe	4i: X=2-Ph, R=6-OMe	Pd(II)/C	90
3	1k: X=2-Cl, R=3-NH ₂	4j: X=2-Ph, R=3-NH ₂	Pd(0)/C	19
4	1k: X=2-Cl, R=3-NH ₂	4j: X=2-Ph, R=3-NH ₂	Pd(II)/C	97

a) Isolated yield.

that of Pd (0)/C, as in halobenzene reactions.

Ir-Catalyzed Aromatic C-H Borylation

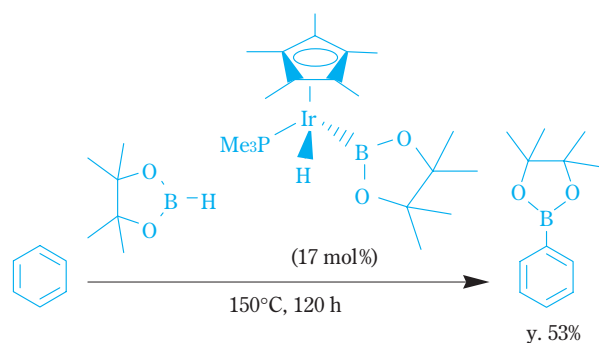
Aryl and heteroarylborons are versatile synthons in Suzuki-Miyaura coupling. Usually, they are synthesized by the borylation of magnesium or lithium intermediates, which are produced from arylhalides¹¹ (Scheme 9). In addition to these traditional methods, the direct borylation of aromatic compounds has also been reported recently.



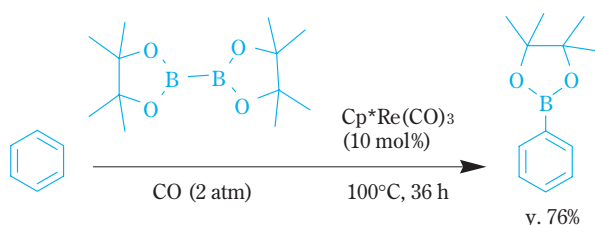
Scheme 9

In 1999, Smith¹² reported the C-H borylation of benzene with pinacol borane in the presence of the Ir catalyst shown in Scheme 10. The reaction required prolonged heating and the product was obtained with only a 53% yield.

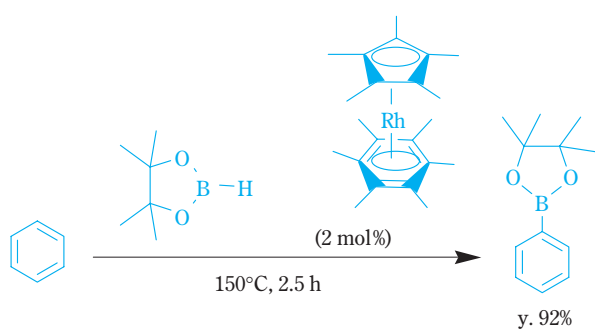
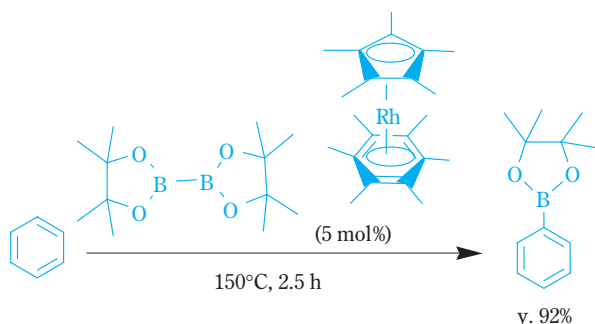
In the same year, Hartwig¹³ developed the Re-catalyzed reaction using bis (pinacolato) diboron (pin₂B₂) (Scheme 11).



Scheme 10


Scheme 11

In 2000, Smith reported the Rh complex-catalyzed reaction with pinacol borane (**Scheme 12**). The borylation was complete in 2.5 hours to give the product with a yield of 92%. In the same year, Hartwig used the same Rh catalyst in the reaction of benzene with bis (pinacolato) diboron (**Scheme 13**).


Scheme 12

Scheme 13

1. Aromatic C-H Borylation Using Bipyridyl Ligands

In 2002, Miyaura¹⁴ and Hartwig et al. developed an Ir complex with a bipyridyl ligand. The borylation of benzene with bis (pinacolato) diboron was conducted using this Ir complex with excess benzene, which was used as the solvent and substrate. The Ir complex $[\text{IrCl}(\text{COD})]_2$ was used in an amount of 3 mol% of bis (pinacolato) diboron. The bipyridyl ligand required one equivalent of Ir. With regard to the regioselectivity of

the borylation of monosubstituted aromatic series, the para:meta ratio is 1:2 using substrates with either an electron-withdrawing group or an electron-donating group. Ortho substitutions did not take place. This means that the reaction is influenced by steric factors and not by electronic factors (**Table 3**).

Table 3 Aromatic C-H Borylation of Arenes by $1/2[\text{IrCl}(\text{COD})]_2\text{-bpy}$

Product			
Yield(%)	95	95	80
(<i>o</i> : <i>m</i> : <i>p</i>)		(0:74:25)	(0:70:30)

The borylation reactions with $1/2[\text{IrCl}(\text{COD})]_2\text{-bpy}$ require an excess amount of the substrate and prolonged heating. However, with the Ir complex prepared from $\{\text{Ir}(\text{OMe})(\text{COD})\}_2$ and 4,4'-tert-butyl-2,2'-bipyridine, a stoichiometric amount of the substrate successfully reacted with pin₂B₂ or pinBH in an inert solvent at room temperature. As shown in **Table 4**, boron compounds with functional groups, such as esters and halogens, were synthesized by this method because they were difficult to synthesize using metal-halogen exchange as a key process.

Table 4 Aromatic C-H Borylation of Arenes by $1/2[\text{Ir}(\text{OMe})(\text{COD})]_2\text{-dtbpy}$

Product			
Yield(%)	83	80	84
Time(h)	2	8	4

2. Work at Koei Chemical Co., Ltd.

The diimine structures of bipyridyl ligands drew our attention, and the feasibility of three types of diimine ligands (Types I–III) was studied. Cyclohexyl, phenyl and 2,6-dimethylphenyl groups were introduced as an R group in each type of ligand, as shown in **Fig. 2**. As a result, Type II was found to be the most promising ligand¹⁵⁾ (**Table 5**).

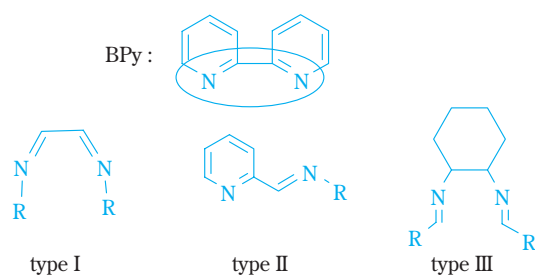
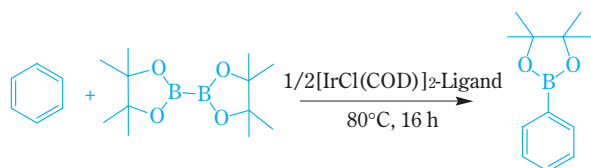


Fig. 2 Diimine Ligands

Table 5 Influence of Ligands Type I–III on the C–H Borylation of Benzene



Run	Ligand	Type	R	Yield(%) ^{a)}
1	7a	Type I	Cy	9
2	7b	Type I	Ph	5
3	7c	Type I	2,6-dimethylphenyl	5
4	8a	Type II	Cy	27
5	8b	Type II	Ph	17
6	8c	Type II	2,6-dimethylphenyl	50
7	9a	Type III	Cy	5
8	9b	Type III	Ph	6
9	9c	Type III	2,6-dimethylphenyl	5

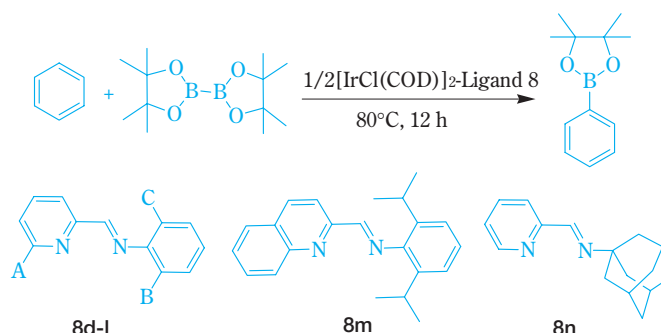
a) Yield was determined by GC using 4,4'-dimethylbiphenyl as an internal standard.

(1) Modification of Diimine Ligand Type II

The Type II ligand was modified to improve the reaction yields. When the substituent effects at the ortho position of the aniline ring were investigated, absolutely no effect was seen with a monoalkyl substituent (**Table 6**, runs 1–5). However, the introduction of two alkyl groups and especially large alkyl groups improved the yield. When two isopropyl groups were introduced to the phenyl ring, the yield was as high as 74% (**Table 6**, run 7). It seems that the steric bulkiness

around the imine moiety was important for obtaining a high product yield.

Table 6 Influence of Ligands Type I–III on the C–H Borylation of Benzene



Run	Ligand	A	B	C	Yield(%) ^{a)}
1	8d	H	Me	H	21
2	8e	H	Et	H	19
3	8f	H	ⁱ Pr	H	20
4	8g	H	^t Bu	H	16
5	8h	H	Ph	H	19
6	8i	H	Et	Et	32
7	8j	H	ⁱ Pr	ⁱ Pr	74
8	8k	Me	ⁱ Pr	ⁱ Pr	78
9	8l	Br	ⁱ Pr	ⁱ Pr	11
10	8m				14
11	8n				60

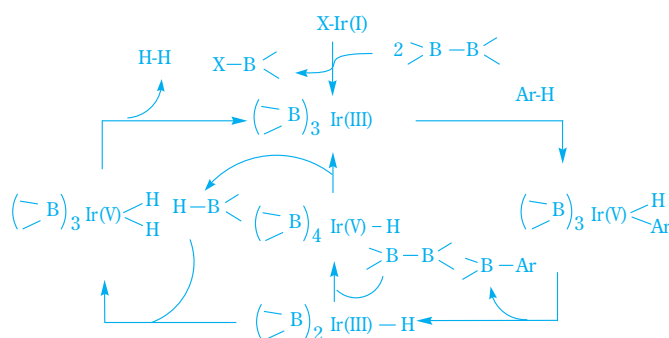
a) Yield was determined by GC, using 4,4'-dimethylbiphenyl as an internal standard.

The same trend was observed in the case of aliphatic amines. Although the yield was only 27% in the reaction of cyclohexylamine (**Table 5**, run 4), it improved to 60% with adamantylamine (**Table 6**, run 11). Furthermore, if A on the pyridine ring was replaced by bromine or the pyridine ring itself was replaced with quinoline, the yield dropped dramatically, due to the coordination ability of the ligands (**Table 6**, runs 9 and 10). When a methyl group was introduced at A, no great effect was observed (**Table 6**, run 8). Based on these results, we chose the sterically bulky diimine **8j** as a ligand to continue the investigation.

(2) Reaction with Pinacol Borane

At the beginning of the reaction, tris (boryl) Iridium (III) complex is produced. Oxidative addition of an aromatic C-H bond to this Iridium species takes place and subsequent reductive elimination provides arylborane and bis (boryl) Iridium-hydride (III). Bis (boryl) Iridium-hydride (III) reacts with bis (pinacolato) diboron to simultaneously regenerate tris (boryl) Irid-

ium and produce pinacolborane. This pinacolborane reacts with bis (boryl) Iridium-hydride (III) to give tris (boryl) Iridium (III) along with the generation of hydrogen gas (Scheme 14). Thus, both of the pinB units in bis (pinacolato) diboron were used in the reaction.



Scheme 14

When pinacolborane was used in the reaction of benzene in the presence of 8j, the product was obtained with a yield of 79%. Bis (pinacolato) diboron reacts with the substrate in a molar ratio of 1:2. Three mol% of the catalyst bis (pinacolato) diboron was used. On the other hand, pinacolborane reacts with the substrate in a molar ratio of 1:1. Therefore, in this case, we used 1.5 mol% of pinacolborane (Table 7).

In 2003, Miyaura et al. investigated the catalytic activity in different solvents, and reported that nonpo-

lar solvents such as hexane were suitable for this reaction, and the catalytic activity decreased in the order mesitylene, DME and DMF¹⁶⁾. Therefore, when the substrate was liquid at room temperature, excess substrate was used as both solvent and substrate (Table 7, runs 1–5). The borylation of dichloropyridine, which was solid at room temperature, was carried out with pinacolborane and bis (pinacolato) diboron in octane (Table 7, runs 6–7).

In a study of Ir-catalyzed aromatic borylation, diimine 8j was an effective ligand and the bulkiness around the diimine moiety had a large effect on the yield.

Conclusion

In addition to Suzuki-Miyaura coupling using boron reagents, Kumada coupling using Grignard reagents and Stille coupling using tin reagents are known methods for constructing the biaryl skeleton. Among the reagents described above, boron reagents are superior with regard to safety and handling. Compared to Grignard reagents, a greater variety of phenyl boronic acids are produced industrially. Furthermore, mass production of agricultural chemicals using Suzuki-Miyaura coupling has started recently. In studies of the Pd/C-catalyzed Suzuki-Miyaura coupling of halopyridines and haloquinolines, a phosphine ligand was essential for these reactions in contrast to the reactions with halobenzenes. The most practical ligand was PPh₃. The combination of Pd(0)/C and PPh₃ was effective for the reaction of bromopyridines, 2-chloropyridine and 2-chloropyridines with an electron-withdrawing group. The combination of Pd(II)/C and PPh₃ was needed in the reaction of 2-chloropyridines with an electron-donating group and phenylbromides with an electron-donating group.

On the other hand, in Ir-catalyzed aromatic C-H borylation, 2,6-diisopropyl-*N*-(2-pyridylmethylene)aniline acted as a good ligand. Steric bulkiness around the imine moiety was important for achieving high yields.

Table 7 C-H Borylation of Benzene and Pyridine Derivatives

Run	Substrate		pin2B2 or pinBH	Yield (%)
	X	Y		
1	H	C	pinBH	79 ^{a)}
2	Cl	C	pin2B2	83 ^{b)}
3	Cl	C	pinBH	85 ^{b)}
4	CF ₃	C	pin2B2	47 ^{a)}
5	CF ₃	C	pinBH	73 ^{a)}
6	Cl	N	pin2B2	73 ^{b)}
7	Cl	N	pinBH	93 ^{b)}

a) Yields were determined by GC using 4,4'-di-*t*-butylbipyridine as an internal standard.

b) Yields were determined by GC using 4,4'-di-*t*-butylbipyridine as an internal standard.

References

- 1) a) A. Suzuki, *Acc. Chem. Res.*, **15**, 178 (1982).
b) A. Suzuki, *Pure Appl. Chem.*, **57**, 1749 (1985).
c) A. Suzuki, *Pure Appl. Chem.*, **63**, 419 (1991).
d) A. Suzuki, *Pure Appl. Chem.*, **66**, 213 (1994).
e) N. Miyaura, and A. Suzuki, *Chem. Rev.*, **95**, 245 (1995).

- f) V. Snieckus, *Chem. Rev.*, **90**, 879(1990).
- g) D. S. Matteson, *Tetrahedron*, **45**, 1859(1989).
- h) N. Miyaura, K. Yamada, and A. Suzuki, *Tetrahedron Lett.* **1979**, 3437.
- i) N. Miyaura, T. Yanagi, and A. Suzuki, *Syn. Commun.*, **11**, 513(1981).
- j) S. Saito, M. Sakai, and N. Miyaura, *Tetrahedron Lett.* **37**, 2993(1996).
- 2) a) S.-Bu. Jang, *Tetrahedron Lett.* **38**, 1793(1997).
- b) S. Wedeborn, S. Berteina, W. K.-D. Brill, and A. D. Mesmaker, *Synlett*, 671(1998).
- c) I. Fenger, and C. L. Drian, *Tetrahedron Lett.*, **39**, 4287(1998).
- d) T. Y. Zhang, and M. J. Allen, *Tetrahedron Lett.* **40**, 5813(1999).
- e) Y. Li, X. M. Hong, D. M. Collard, and M. A. Et-Sayed, *Org. Lett.*, **15**, 2385(2000).
- f) A. N. Cammidge, N. J. Baines, and R. K. Bellingham, *Chem. Commun.* **2001**, 2588.
- g) M. A. Yamada, K. Takeda, H. Takahashi, and S. Ikgami, *Org. Lett.* **4**, 3371(2002).
- h) S.-W. Kim, M. Kim, W. Y. Lee, and T. Hyeon, *J. Am. Chem. Soc.* **124**, 7642(2002).
- i) B. M. Choudary, S. Madhi, N. S. Chowdari, M. L. Kantam, and B. Sreedhar, *J. Am. Chem. Soc.*, **124**, 14127(2002).
- 3) K. Mori, K. Yamaguchi, T. Hara, T. Mizugaki, K. Ebitani, and K. Kaneda, *J. Am. Chem. Soc.*, **124**, 11572(2002).
- 4) Y. Uozumi, and Y. Nakai, *Org. Lett.*, **4**, 2997(2002).
- 5) G. Marck, A. Villiger, and R. Buchecker, *Tetrahedron Lett.*, **35**, 3277(1994).
- 6) D. Gala, A. Stamford, J. Jenkins, and M. Kugelman, *Org. Process Res. Dev.*, **1**, 163(1997).
- 7) D. S. Ennis, J. McManus, W. Wood-Kaczmar, J. Richardoson, G. E. Smith, and A. Carstairs, *Org. Process Res. Dev.*, **3**, 248(1999).
- 8) C. R. LeBlond, A. T. Y. Andrews, Sun, and Jr. J. R. Sowa, *Org. Lett.*, **3**, 1555(2001).
- 9) T. Tagata, and M. Nishida, *J. Org. Chem.*, **68**, 9412(2003).
- 10) R. G. Heidenreich, K. Köhler, J. G. E. Krauter, and J. Pietsch, *Synlett*, **2002**, 1118.
- 11) a) M. K. Manthy, S. G. Truscott, and J. W. Truscott, *J. Org. Chem.* **55**, 4581(1990).
- b) J. A. Bryant, R. C. Helgeson, C. B. Knobler, P. P. DeGrandpre, and D. J. Cram, *J. Org. Chem.*, **55**, 4622(1990).
- c) R. C. Helgeson, B. P. Czech, E. Chapoteau, C. R. Gebauer, K. Anaud, and D. J. Cram, *J. Am. Chem. Soc.*, **111**, 6339(1989).
- d) Y. Yamamoto, T. Seco, and H. Nemoto, *J. Org. Chem.*, **54**, 4734(1989).
- e) U. Schmidt, R. Meyer, V. Leitenberger, and A. Lieberknecht, *Angew. Chem.*, **101**, 946(1989).
- f) T. Iihama, J. M. Fu, M. Bourguignon, and V. Snieckus, *Synthesis*, **3**, 184(1989).
- g) M. E. Jung, and Y. H. Young, *Tetrahedron Lett.*, **29**, 2517(1988).
- 12) a) C. N. Iverson, and M. R. Smith III, *J. Am. Chem. Soc.*, **121**, 7696(1999).
- b) J.-Y. Cho, C. N. Iverson, and M. R. Smith III, *J. Am. Chem. Soc.*, **122**, 12868(2000).
- c) M. K. Tse, J.-Y. Cho, and M. R. Smith III, *Org. Lett.*, **3**, 2831(2001).
- d) J.-Y. Cho, M. K. Tse, D. Holmes, R. E. Maleczka Jr., and M. R. Smith III, *Science*, **295**, 305(2002).
- 13) a) H. Chen, S. Schlecht, T. C. Semple, and J. F. Hartwig, *Angew. Chem. Int. Ed.*, **38**, 3391(1999).
- b) H. Chen, S. Schlecht, T. C. Semple, and J. F. Hartwig, *Science*, **287**, 1995(2000).
- 14) a) T. Ishiyama, J. Takagi, K. Ishida, N. Miyaura, N. R. Anastasi, and J. F. Hartwig, *J. Am. Chem. Soc.*, **124**, 390(2002).
- b) T. Ishiyama, J. Takagi, J. F. Hartwig, and N. Miyaura, *Angew. Chem. Int. Ed.*, **16**, 3056(2002).
- c) T. Ishiyama, and N. Miyaura, *J. Organomet. Chem.*, **680**, 3(2003).
- d) T. Ishiyama, and N. Miyaura, *The Chemical Record*, **3**, 271(2004).
- 15) T. Tagata, and M. Nishida, *Adv. Synth. Catal.*, **346**, 1655(2004).
- 16) T. Ishiyama, Y. Nobuta, J. F. Hartwig, and N. Miyaura, *Chem. Commun.*, 2924(2003).

PROFILE



Mayumi NISHIDA
Koei Chemical Co., Ltd.
Research Laboratory
Manager



Tsuyoshi TAGATA
Koei Chemical Co., Ltd.
Functional Products Development Project
Project Member